



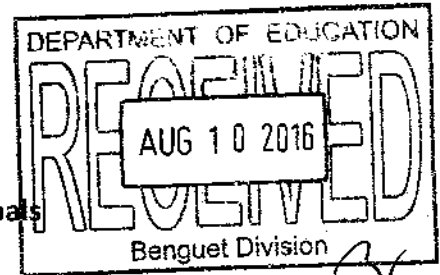
Republic of the Philippines
Cordillera Administrative Region
Department of Education
SCHOOLS DIVISION OF BENGUET

Wangal, La Trinidad, Benguet
Telefax: (074) 422-6570; (074)422-750




August 10, 2016

Division memorandum
Number 139 s. 2016



To: Public Schools District Supervisors/Coordinating Principals
Elementary & Secondary School Heads
PTA Presidents
Punong Barangays


NESTOR L. BOLAYO
Public Schools District Supervisor
Off-Asst. Schools Division Superintendent

From: **FEDERICO P. MARTIN, Ed.D., CESO VI**
Schools Division Superintendent

Subject: Awarding Ceremony for the 2016 Best Brigada Eskwela School Implementers

1. The awarding ceremony for the 2016 Best Brigada Eskwela School Implementers is scheduled at the Schools Division Office, Adivay Hall on August 22, 2016 (Monday) after the flag ceremony.
2. Participants to this awarding program are the school brigada eskwela coordinator, school head, school PTA president and the punong barangay of the **top four placers**, and; the **entries for the exceptional category**.
3. Morning snack shall be provided charged against Division MOOE while traveling and other incidental expenses shall be charged against PTA and or other source of funds.
4. Attached are the lists of winners for reference.
5. Wide dissemination of this memorandum is enjoined.



SELECTION OF BRIGADA ESKWELA BEST IMPLEMENTING SCHOOLS (ELEMENTARY CATEGORY)


NO.	NAME OF SCHOOL	DISTRICT	I. SCOPE OF WORK (40%)	II. DIVERSE VOLUNTEER PARTICIPATION (30%)				III. GENERATED RESOURCES (Converted into peso-worth)				IV. ALIGNMENT to THEME OF BE (10%)	TOTAL (100%)	RANK
				Private Sector Involvement 10%	Community Involvement (10%)	Government Agency Involvement (10%)	TOTAL	Volunteer man hours (peso converted)	donations in-kind/cash	total amount generated	equivalent point			
SMALL SCHOOL CATEGORY														
1	CELO HAIGHTS ES	ATOK	40	6	10	8	24	300,600.00	238,504.44	539,104.44	20	10	94.00	1st place
2	NATUBLENG ES	BUGUIAS	40	2	10	5	17	82,304.00	115,659.00	197,963.00	20	10	87.00	
3	LOACAN ES	ITOGON I	40	4	10	5	19		178,528.00	178,528.00	20	9	88.00	4th place
4	DALICNO ES	ITOGON II	40	4	10	8	22	111,487.50	243,794.73	355,282.23	20	10	92.00	3rd place
5	TABA-AO ES	KAPANGAN	40	2	8	4	14	38,925.50	186,875.00	225,800.50	20	10	84.00	
6	PALINA ES	KIBUNGAN	36	2	10	4	16	52,125.00	90,434.00	142,559.00	20	10	82.00	
7	LONGLONG ES	LA TRINIDAD	40	4	8	5	17	58,986.45	145,813.00	204,799.45	20	10	87.00	
8	GUINAOANG ES	MANKAYAN	40	8	10	8	26	105,984.06	334,781.00	440,765.06	20	9	95.00	exceptional
9	PALALI ES	SABLAN	40	2	4	4	10	57,900.00	82,437.50	140,337.50	20	9	79.00	
10	BAAYAN ES-ANNEX	TUBLAY	39	8	9	9	26	92,612.50	178,009.50	270,622.00	20	8	93.00	2nd place
BIG SCHOOL CATEGORY														
1	LOO ES	BUGUIAS	40	6	10	10	26	162,719.11	322,270.00	484,989.11	20	9	95.00	exceptional
2	PUGUIS ES	LA TRINIDAD	40	4	8	3	15	171,412.50	239,739.00	411,151.50	20	10	85.00	3rd place
3	LEPANTO ES	MANKAYAN	40	4	10	7	21	108,000.00	306,580.00	414,580.00	20	10	91.00	1st place
4	CAMP 6 ES	TUBA	38	4	8	6	18	157,914.25	135,066.80	292,981.05	20	8	84.00	4th place
5	PAOAD ES	TUBLAY	38	4	10	10	24	57,450.00	2,066,718.00	2,124,168.00	20	8	90.00	2nd place

Prepared and Submitted by SDO Validation Team (Elementary level):

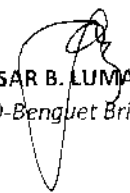

MAYCLAIRE A. JIMENEZ

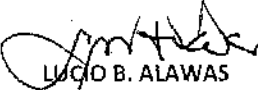

CORAZON C. QUIPOT


TITO C. BESTRE


ELMER R. SAGUBO

Noted:



CEASAR B. LUMA-ANG
SDO-Benguet Brigada


LUCIO B. ALAWAS
Chief Education Supervisor - SGOD


SUMMARY RESULT OF THE 2016 SEARCH FOR BEST BRIGADE SKWELA IMPLEMENTER

Name of School	School ID	Enrolment	Classification (Big, Small)	Points Earned				Total	Amount of Generated Resources	Rank	Remarks
				Scope of Work	Diverse Volunteer Participation	Generated Resources	Alignment Effort to BE				
Benguet NHS		3,459	Big	39.33	29.33	20	10	98.66	464,565.00	*	Exceptional
Lepanto NHS		927	Big	34.00	12.00	20	10	76.00	1,379,638.00 (524,638)	3	Third
Mankayan NHS		746	Big	33.5	14.00	20	10	72.00	385,750.00	5	Fifth
AMPM NHS		777	Big	28.00	15.5	20	10	73.50	339,413.15	4	Fourth
TSHI MAIN		1,828	Big	40.00	26.00	20	10	96.00	977,825.00	1	First
Loo NHS		1,260	Big	30.66	16.33	20	10	76.99	528,805.00	2	Second

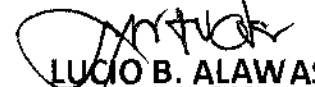
Validation Team:


CEASAR B. LUMA-ANG
Group A Chairperson


WARDEN B. BALTAZAR
Member


VIRGINIA V. BASATAN
Member


BRYLEN A. MORESTO
Member


LUCIO B. ALAWAS
Chief, CID
Over All Chairperson

SUMMARY RESULT OF THE 2016 SEARCH FOR BEST BRIGADA SKWELA IMPLEMENTER

Name of School	School ID	Enrolment	Classification (Big, Small)	Points Earned				Total	Amount of Generated Resources	Rank	Remarks
				Scope of Work	Diverse Volunteer Participation	Generated Resources	Alignment Effort to BE				
pusongan NHS		240	Small	38.60	21.00	20.00	10.00	89.60	495,039.00	*	Exceptional
Buguias NHS		284	Small	27.33	16.00	20.00	10.00	73.33	273,893.00	6	Sixth
Camp 30 NHS		401	Small	38.66	21.33	20.00	10.00	89.99	427,655.13	1	First
Sablan NHS		366	Small	32.00	8.00	18.00	10.00	66.00	53,485.00	8	Eighth
Loakan NHS		258	Small	36.00	22.50	20.00	10.00	88.50	273,101.00	2	Second
Ampucao NHS		318	Small	35.55	15.50	20.00	10.00	81.05	428,713.87	5	Fifth
Kamora NHS		462	Small	31.00	20.33	20.00	10.00	81.33	107,321.00	4	Fourth
Irdillera Regional Science +HS		366	Small	34.50	8.50	10.00	10.00	62.50	19,813.00	7	Seventh
Balili NHS		302	Small	40.00	17.50	20.00	10.00	87.50	114,767.72	3	Third


Validation Team:


CESAR B. LUMA-ANG
 Group A Chairperson


WARDEN B. BALTAZAR
 Member


VIRGINIA V. BASATAN
 Member


BRYLEN A. MORESTO
 Member


LUCIO B. ALAWAS
 Chief, CID
 Over All Chairperson